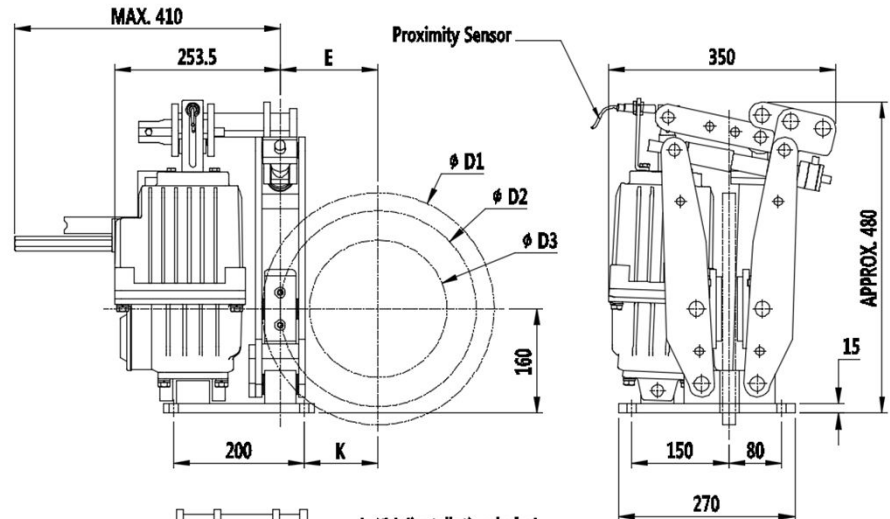


**CTB-16**



◆ **Main Features**

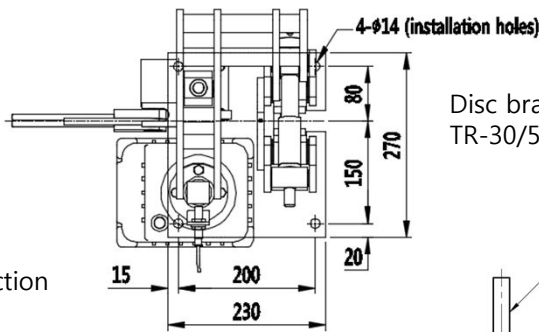
- Automatic wear compensator
- Adjustable, enclosed brake spring with clamping force scale
- Limit switch release control
- Manual release lever

◆ **Order Information**

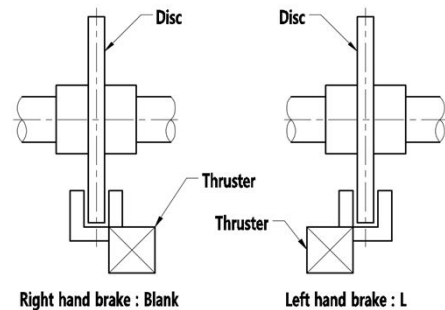
- Model Type - Thruster Type - Direction
- CTB-16-  -

: Install right hand side  
 L : Install left hand side  
 Thruster Type

- The installation holes can be customized by PO.



Disc brake shown with TR-30/50 in right hand version



◆ **Specification**

Weight : 40 kg without thruster		Thruster Type			TR-23/50	TR-30/50	
		Clamping Force in N			2500	3500	
Disc Ø	Friction Ø					Brake Torque BT in Nm	
D1	D2	D3	E	K	Friction static $\mu = 0.4$		
250	195	105	97.5	60.5	195	270	
280	225	135	112.5	75.5	225	315	
315	260	170	130	93	260	365	
355	300	210	150	113	300	420	
400	345	255	172.5	135.5	345	485	
450	395	305	197.5	160.5	395	555	